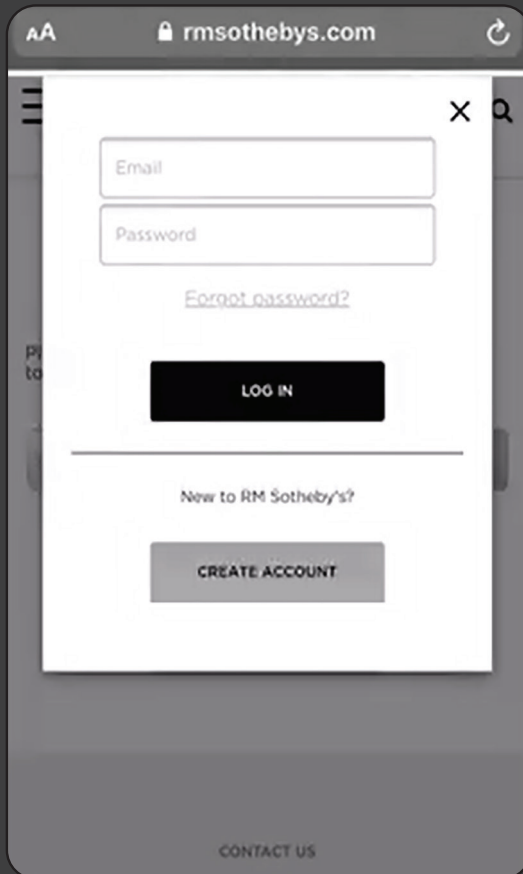




| Online Only

## **HOW TO BID ONLINE WITH RM SOTHEBY'S ONLINE ONLY PLATFORM**

*Registering to bid is a simple and quick process, and we'd like to take this opportunity to walk you through the steps*



AA rmsothebys.com

Email

Password

[Forgot password?](#)

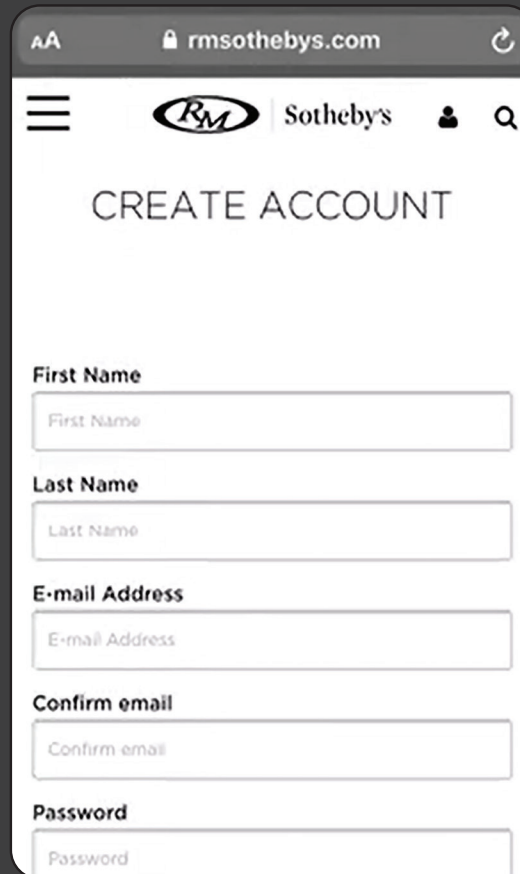
LOG IN

---

New to RM Sotheby's?

CREATE ACCOUNT

CONTACT US



AA rmsothebys.com

RM Sotheby's

## CREATE ACCOUNT

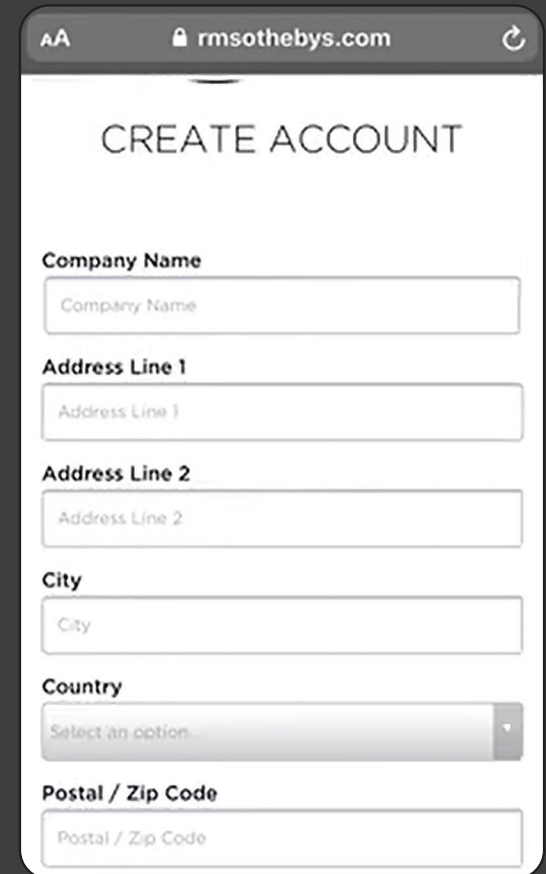
First Name

Last Name

E-mail Address

Confirm email

Password



AA rmsothebys.com

## CREATE ACCOUNT

Company Name

Address Line 1

Address Line 2

City

Country

Postal / Zip Code

## CREATING AN ACCOUNT

- First, select 'Register to Bid' or "Create an Account" if you are new to bidding with RM Sotheby's.
- Create a password, and then fill in your address, contact information, and contact preferences, then select SUBMIT.
- Once new clients have submitted the account form, you will receive an email with instructions to finalise your account. Please ensure you click on the link within the confirmation email to activate your account.

AA ronsothebys.com

RM Sothebys

Please select the auction for which you would like to register:

Auction

Not Registered

Done

The European Sale including The Henry

#Race Against Covid

Pedal Power

SHIFT/Monterey

The Elkhart Collection

AA ronsothebys.com

RM Sothebys

REGISTER TO BID

Please complete the below as it should appear on your bill of sale:

Company Name

Company Name

Address Line 1

Address Line 1

Address Line 2

Address Line 2

City

City

Done

## REGISTERING TO BID

- Having set up your account and clicked 'Register to Bid' once logged in to the website, you'll need to ensure you have a photo ID, proof of funds and a pre-auction authorization (the authorization amount varies between sales).
- Simply select the auction you wish to bid in and click 'next'. You will be asked to confirm your address details as you would like them to appear on your bill of sale and whether you plan to participate in the auction as an individual, a company, or a motor car dealer. If you plan to participate as a company or motor car dealer, you will be able to upload the relevant business documents on the following page.

AA rmsothebys.com

RM Sotheby's

**Retail Tax Certificate**

Please contact me, I will send in advance of the auction

Please provide your date of birth and a valid photo identification. This could be a driver's license, passport or ID card.

**Date of birth**

Month

Day

Year

**Photo ID**

Select an option

AA rmsothebys.com

✓ I acknowledge my credit card will be automatically processed for payment in the event I am the successful bidder on any lots with a total invoice below \$5000.

**New Payment Method**

Credit Card Number

8

2020

Security Code

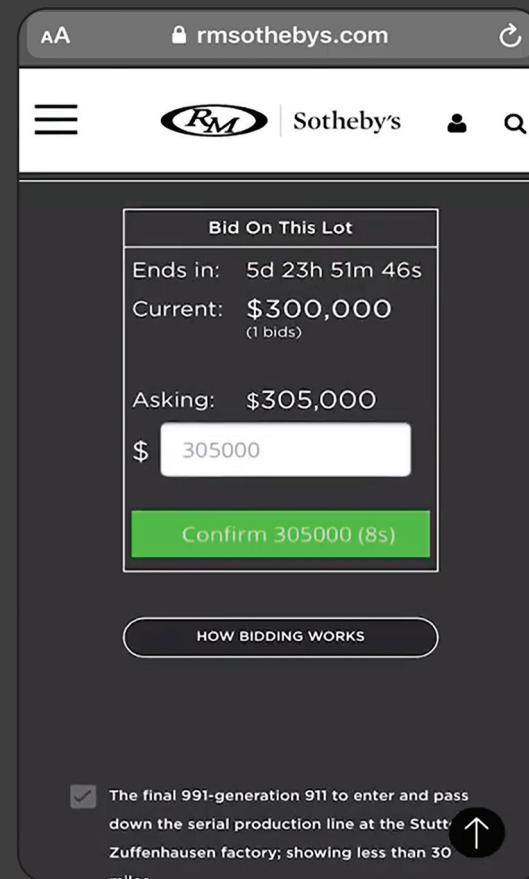
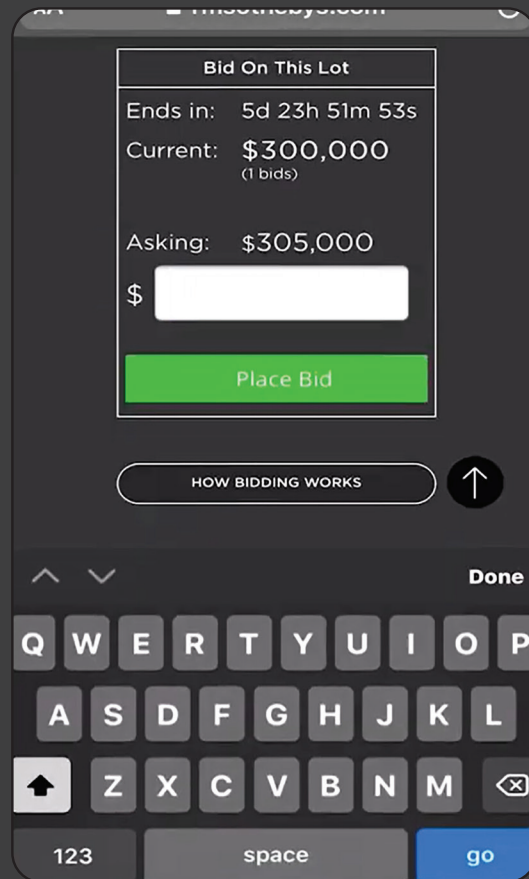
Postal / Zip Code

☐ I accept the [Bidder's Conditions of Business](#)

PREVIOUS SUBMIT

## REGISTERING TO BID

- Click 'next' to review and submit your financial information and accept our terms and conditions Then click 'submit'.
- And it's as simple as that! Your registration is now complete for your chosen sale and our Client Team will be in touch to finalize and approve your registration. Once approved, you will be ready to bid on the car or item of your dreams!



## PLACING A BID

- To place a bid, click the link labelled 'bid on this lot' and enter the sum you wish to bid in the box above the green button. Click the green 'place bid' button after which you have 10 seconds to confirm your bid by clicking the button a second time. This will trigger an email which will be sent to you confirming your bid. A further email will be sent if you are outbid at which point you can submit a further bid, if you wish to.
- Please note that our online bidding platform does not accept maximum bids. If you enter a bid amount significantly higher than the current asking bid, this will be accepted as the new high bid on the lot.
- Good luck in the auction!